


Window Treatment Guide

SHADES



Roman Shades




Roller Shades



Pleated Shades




Honeycomb or Cellular Shades



Solar Shades

DRAPERY



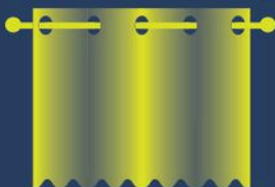
Ripple Fold Drapery



Tailored Pleat Drapery



Pinch Pleat Drapery




Grommet Drapery




Inverted Pleat Drapery



Goblet Drapery



Cubicle Drapery



Rod Pocket Drapery



Sheer Drapery

Master these terms

Break down of different types of treatments on the market—what they are, what they do, and how to use them.

Roller Shades have a minimalist look and feel, and are available in light-filtering and blackout styles to control light and privacy. As you may have guessed, they open and close by rolling over a central dowel, meaning they lay flat when open. They're a great way to showcase beautiful textures and patterns

Roman Shades blend the softness of drapery with the functionality of shades. There are numerous styles, each crafted to control light and frame your windows in their own unique way. These shades fold up into themselves to open, usually via a chain pull.

Pleated Shades are exactly what they sound like — a series of expanding pleats. They have a crisp, clean look and help to control light and privacy within your space.

Honeycomb, or Cellular Shades have a clean and simple look similar to pleated,. They get their name from the expanding "cells," which look like honeycomb from the side. Not only are they available in light-filtering and blackout options, but they also can help provide insulation.

Solar Shades are designed with varying transparencies to not only provide light control and privacy, but also to help protect your interior from harmful UV rays and fading.

Blinds are any options that feature adjustable slats to control light and privacy in your space.

Blackout shades filter all light, perfect for light sleepers who like to drift off in total darkness.

Drapery is an umbrella term for any window treatment that hangs over or alongside the windows and is made of fabric.

Below are some common types:

- **Ripple Fold Drapery** has no pleat, and instead features simple, elegant waves that cascade gracefully.
- **Tailored Pleat Drapery** is a classic design. It's characterized by repeating sewn folds at the top.

- **Pinch Pleat Drapery** features pleats sewn at just the top, giving fabric the look of being pinched from the end
- **Grommet Drapery** has metal rings within the fabric which the curtain rod runs through.
- **Inverted Pleat Drapery** is creatively designed to hide top-stitching, giving it a "crisp, clean appearance."
- **Goblet Drapery** is a more ornate style. If you look closely at the top, you'll see handcrafted pleats that look just like classic goblets
- **Cubicle Drapery** features small grommets or holes for hooks that hang from a track.
- **Rod Pocket Drapery** features a top "pocket" with openings at both ends for the rod.
- **Sheer Drapery** is a semi-transparent style that lets soft light filter into your space. It looks great alone, but we suggest layering it with solids or patterns for